

## The Good Samaritan

Jesus liked telling stories. Usually, the story had a meaning which Jesus wanted to share with the people. Today we are looking at the story of the 'Good Samaritan'.

Jesus had told the people that they should love God and love their neighbour. A man in the crowd asked who was his neighbour, so Jesus told all the people this story for them to understand who their neighbour was.

One day a man was travelling from Jerusalem to Jericho, along a rough, rocky road. He was attacked and left injured on the road side.

Soon a priest came down the road, but when he saw the injured man, he crossed the road and hurried by on the other side.

Then another temple helper walked down the road. He too saw the injured man, but crossed over and hurried by on the other side.

Then a Samaritan came along the road. Usually most of the people would not talk to the people from Samaria, but this man was kind and willing to help the injured man. He bandaged his wounds, lifted him on to his donkey and took him to a nearby inn. He paid for the injured man to stay at the inn until he was better.

Then Jesus asked the man in the crowd who was the neighbour. Of course, it was the Samaritan who had helped the injured man.

Jesus wants us to be like the Samaritan, to be kind and to help those in need.

**Listen to the full story, with Andrew and friends, on the Hemel Hempstead Methodist Church Facebook page, from 4pm on Sunday 10<sup>th</sup> January.**

### **Crafts you can try at home:**

#### Treasure hunt

Can you find any of these items that may be in our story of the Good Samaritan:

Stones

Coins

Bandage and / or a plaster

Cloth

Cup

Bread

Grapes



Try playing a memory game with these items:

Place all the items on to a tray.

Cover with a cloth.

Remove the cloth and show them to someone in your household for a short time.


Cover the items again and see how many of the items they can remember.

Another game to play:

Show the items on the tray for a short time, then cover again.

With the person turned away, remove one item.


Remove the cloth and see if they can work out which item has been removed.



## Helping hands

This craft will help us think about who we could help. We are making these 'helping hands' during the Facebook session on Sunday 10th January, so you could get your paper or card, scissors and pencils and make them with us.

Lay one hand flat on to some card or paper and draw round it with a pencil using the other hand.



You could do this again and turn one of the hands over when you have cut them both out so that you have a right and a left hand, or you might like to ask someone to draw round the other hand for you.

Cut out the hand shapes.

You could decorate the hands on one side leaving the other side of the hands clear.



Using the heart shape template cut out 2 heart shapes. Decorate one of the heart shapes.



Write what you think God wants you to do on the blank one, I have written 'God wants me to care for and support' but you might want to write something different.



Glue the decorated heart to the two sides of the hands that are decorated. Turn the hands over and glue the heart with the writing on to the two undecorated hands.



On each finger write the name of someone you want to help or support. This may be members of your family, perhaps friends you could help, or charities you could support. Perhaps you already collect for local charities at school.

You may want to fold the hands together and keep them in a safe place. When they are folded, they look like praying hands and help to remind us that Jesus always listen when we talk to him.



## Rockie Road Cookies

You will need

200g digestive biscuits but any kind of dry biscuit can be used.

135g butter or margarine

200g milk or dark chocolate

2-3 tbsp. golden syrup (you can leave this out so that it is not too sweet)


100g mini marshmallows (chopped regular marshmallows will work too)

You can add any of the following or just go with the recipe above:

100g raisins or sultanas or dried fruit, nuts, and or honeycomb and fudge.

I added sultanas as well

Icing sugar to dust



## Here is what you do



Grease and line an 18cm square or rectangular brownie tin with baking paper. I have used a swiss roll tin





Put 200g digestive biscuits in a freezer bag and roll until the biscuits are crumbs.



Put the butter into a large saucepan, add the chocolate and golden syrup (if you are using it). Heat this gently on the stove until it is all melted. (You may need a grown up to help you do.) Keep stirring all the time until it is all melted and smooth. Take it off the stove and leave it to cool for a little while.



When the mixture has cooled a little, stir in the crushed biscuits, marshmallows and anything else you are adding to the cookies.



Make sure everything is covered in the chocolate mixture

Tip the mixture into the lined baking tin, and spread it out to the corners.



Chill for at least 2 hours then dust with icing sugar and cut into fingers or squares.



# The Good Samaritan

T A C S R R M R B Z A Q F X K  
K S G R T Y O M A T N J U J E  
Y M E P O B E G A D N A B E L  
S O K I B W Z J X N W G M R P  
X B U E R X D Y I H B E O I M  
N Q R R R P E B K B L I N C E  
W S B R S K J O Q A O T T H T  
C I E U N E T Q S K D L V O C  
R M E O X X L U W Z A H X M S  
S O D B I H R F A R A E W Z Z  
D R R H Q E S A M A R I T A N  
Y X Z G J V J E S U S G P J K  
M D J I E K D K Z L Y F C U Z  
B Y H E O O Y T W S Q S H W B  
B X L N J E F K X L F L C M Q

BANDAGE

CROWD

DONKEY

JERICHO

JERUSALEM

JESUS

NEIGHBOUR

PRIEST

ROBBERS

SAMARITAN

TEMPLE

YOURSELF

Can you find the words hidden in the square?



## The Good Samaritan Spot the Differences

Compare the picture on the top with the picture on bottom. Circle the 14 things that are different.

